

# SUMMER READING CHALLENGE

June, 2026

Dear Families,

Summer is almost here and even though school is ending, the learning doesn't have to! Help your child avoid learning loss known as the "summer slide" by participating in Ashford School's Summer Reading Challenge! **Here's how:**

## 1. Log onto Lexia!

This year, we are encouraging students to use Lexia (and all technology) in moderation. That means using Lexia at least 15 minutes but **no more** than 60 minutes per week. Consistent, moderate use of Lexia will help keep your child's skills sharp while limiting screen time. Your child's login information is attached.

## 2. Read books!

We also want to encourage lots of traditional non-technology learning! Reading books together has so many learning benefits. Plus, it's fun! Read together or have your child read to you at least 15 minutes per day, at least 5 days per week. The town library is a great resource for books suited to your child's age, interests and abilities!

**Monitor your child's weekly Lexia use and reading on the tracking sheet attached. Check the "Lexia" and "Read" boxes when your child meets the goals above.**

## 3. Play Bingo!

Use our Summer Reading Bingo Challenge as a boredom buster! The literacy activities on the bingo card are easy to do any time, any place. Have your child complete **five in a row**, or complete the **whole card!** Please initial boxes on the bingo board as your child completes them.

**Complete the challenges above and your child will earn the following prizes:**

- **7 weeks or more of "Lexia and Read"= ice cream + 5 power paw tickets**
- **Bingo "5 in a row"= ice cream + 1 power paw ticket**
- **Bingo "whole card"= ice cream + 5 power paw tickets**
- **Do BOTH "Lexia and Read" and "Bingo"= ice cream + 5 power paws + your very own PAWS STUFFED ANIMAL!**

**\*one ice cream per child**

***Please help us maintain the integrity of our challenge by monitoring your child's progress carefully and initialing tracking and bingo sheets only when work is completed!***




# SUMMER READING LOG



June 21  
to  
Aug 29



READ MORE, ADVENTURE MORE!



NAME: \_\_\_\_\_

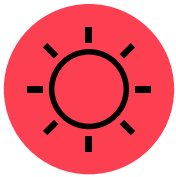
Read: 15 min./day 5 days/week  
Lexia: 15-60 min./week

WEEK 1 June 21-27		<input type="checkbox"/> Lexia	<input type="checkbox"/> Read	Parent Initials: _____
WEEK 2 June 28-July 4		<input type="checkbox"/> Lexia	<input type="checkbox"/> Read	Parent Initials: _____
WEEK 3 July 5-11		<input type="checkbox"/> Lexia	<input type="checkbox"/> Read	Parent Initials: _____
WEEK 4 July 12-18		<input type="checkbox"/> Lexia	<input type="checkbox"/> Read	Parent Initials: _____
WEEK 5 July 19-25		<input type="checkbox"/> Lexia	<input type="checkbox"/> Read	Parent Initials: _____
WEEK 6 July 26-Aug 1		<input type="checkbox"/> Lexia	<input type="checkbox"/> Read	Parent Initials: _____
WEEK 7 Aug 2-8		<input type="checkbox"/> Lexia	<input type="checkbox"/> Read	Parent Initials: _____
WEEK 8 Aug 9-15		<input type="checkbox"/> Lexia	<input type="checkbox"/> Read	Parent Initials: _____
WEEK 9 Aug 16-22		<input type="checkbox"/> Lexia	<input type="checkbox"/> Read	Parent Initials: _____
WEEK 10 Aug 23-29		<input type="checkbox"/> Lexia	<input type="checkbox"/> Read	Parent Initials: _____

Goal: 7 weeks completed


★ MY FAVORITE BOOK THIS SUMMER:

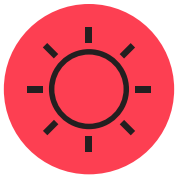
\_\_\_\_\_



## Summer Reading Bingo Challenge


Your growing reader can boost their literacy skills all summer long with these fun activities. Have them go for five in a row, or try to fill the whole board!

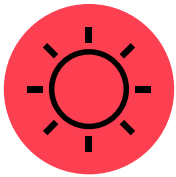
Have someone read a sentence from one of your favorite books. Repeat the sentence, taking a giant step each time you say a word. Try again with different sentences.	Play a rhyming game with a partner. Pick a word, and say rhyming words as you pass a ball back and forth. Play again with a new word to rhyme.	Think about your favorite story. Where do the characters live? Where does the action happen? Draw a map that includes details from the story.	Go on an indoor camping trip. Drape a sheet over two chairs to make a tent, bring a book, grab a flashlight, and go camping!	Think of an activity you do every day, like brushing your teeth or tying your shoes. Use the words <i>first</i> , <i>next</i> , and <i>finally</i> to describe each step in the process.
Pick a category, like animals, and name as many things as you can in one minute. Play again with another category, and try to beat your record!	Go on a sound scavenger hunt. Pick a letter, and say the sound it makes. Look for objects that begin with that sound. Keep track by making a list or taking photos.	Create a set of letter cards, one card for each uppercase letter and another for the matching lowercase letter. Shuffle the cards and see how fast you can match them all!	<i>the • one • two • are • here • go • my • you</i> Write each high-frequency word on a note card. See how quickly you can read them all. Then, try to beat your record!	How many syllables, or beats, do you hear when you say your name? Clap your hands for each syllable. Clap out the syllables in the names of friends and family members, too.
Draw a picture of yourself standing next to a book character. Explain to a friend or family member how you and the character are the same and how you are different.	Count the syllables, or beats, you hear when you name the months of the year. Which month has the most syllables? Which has the fewest?	<b>FREE</b>  <b>SPACE</b>	Plan a birthday party for your favorite book character. Make an invitation and "send" it to other characters. Be sure to fill the party with things the character would like.	Tell a friend or family member about your favorite story. Describe it in three parts: the beginning, the middle, and the end.
Set up a reading nook. Make it comfortable with pillows, blankets, and stuffed animals. Be sure to leave room for your favorite book!	Draw a picture with interesting details. Tell a story about your picture. What's going on? What happened before? What will happen next?	Tell a friend or family member about your favorite informational book. Explain the main idea, and tell about three important details.	Write your name. Draw a picture (or take a photo) of something that begins with the same sound as each letter in your name.	Pretend to be a character from your favorite book. Dress up to look like that character, and talk in a voice you think they would use.
Write letters on the ground with chalk. Jump to each letter, and say the sound it makes. Then, name a word that begins with that sound!	Share your favorite book with a friend or family member. Show the front cover, the title, the author, and the illustrator. Then, show and describe your favorite page.	<i>long • bouncy • cold • flat • furry • tiny • tall</i> These are all describing words. Go on a scavenger hunt for items that fit each description!	Say five words that begin with the same sound as <i>cat</i> . Then, say five words that end with the same sound as <i>cat</i> . Finally, say five words that rhyme with <i>cat</i> .	<i>blue • all • do • has • what • who • said • to</i> Write each high-frequency word on a note card. See how quickly you can read them all. Then, try to beat your record!



## Summer Reading Bingo Challenge


Your growing reader can boost their literacy skills all summer long with these fun activities. Have them go for five in a row, or try to fill the whole board!

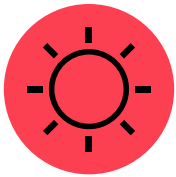
<p>Pretend to be a character from your favorite book. Dress up to look like that character, and talk in a voice you think they would use.</p>	<p><i>Firefly. Starfish. Pigpen. Hotdog.</i> These compound words are made up of two smaller words. Draw the two smaller words, and then draw each compound word.</p>	<p>Share your favorite book with a friend or family member. Show the front cover, the title, the author, and the illustrator. Then, show and describe your favorite page.</p>	<p><i>Wave, yard, and ring</i> are multiple meaning words. Draw a picture that shows two different meanings of each word.</p>	<p><i>once • were • of • why • live • from • very • put</i></p> <p>Write each high-frequency word on a note card. See how quickly you can read them all. Then, try to beat your record!</p>
<p>Set up a reading nook. Make it comfortable with pillows, blankets, and stuffed animals. Be sure to leave room for lots of books!</p>	<p>Play Go Fish with a set of contraction word cards! Write each contraction on one card and the two words that form it on another.</p>	<p>Tell a friend or family member about your favorite informational book. Explain the main idea, and tell about three important details.</p>	<p>Plan a birthday party for your favorite book character. Make an invitation and “send” it to other characters. Be sure to fill the party with things the character would like.</p>	<p>Use the letters in your first and last name to make as many smaller words as you can.</p>
<p><i>clear • striped • short • silky • fresh • rubbery</i></p> <p>These are all describing words. Go on a scavenger hunt for items that fit each description!</p>	<p>Draw a picture with interesting details. Tell a story about your picture. What’s going on? What happened before? What will happen next?</p>	<p><b>FREE</b></p>  <p><b>SPACE</b></p>	<p>Some letter pairs — <i>sh, ch, th, and ck</i> — make one sound when they team up. Use words like <i>rush, chop, thin, and back</i> to make pairs of word cards and play Go Fish!</p>	<p>Think about your favorite story. Where do the characters live? Where does the action happen? Draw a map that includes details from the story.</p>
<p>Go on an indoor camping trip. Drape a sheet over two chairs to make a tent, stock it with books, grab a flashlight, and go camping!</p>	<p><i>could • have • many • again • from • says</i></p> <p>Write each high-frequency word on a note card. See how quickly you can read them all. Then, try to beat your record!</p>	<p>Tell a story with toys or objects in nature. Take three photos to show the beginning, the middle, and the end. Share the photos and your story with a friend.</p>	<p>Pick a category, like sports, and name as many things as you can in one minute. Play again with another category, and try to beat your record!</p>	<p>Reread a favorite story aloud. As you read, use a different voice for each character and the narrator (the voice telling the story).</p>
<p><i>Bang and fang</i> are in the same word family — they have the same ending letter pattern. Add more words to that family, and then make word families for <i>sing, kick, and junk</i>.</p>	<p>Go on an alphabet scavenger hunt. For every letter, look for and write down the name of an object that begins with that sound.</p>	<p>Draw a picture of yourself standing next to a book character. Explain to a friend or family member how you and the character are the same and how you are different.</p>	<p>Tell a friend or family member about your favorite story. Describe it in three parts: the beginning, the middle, and the end.</p>	<p><i>Bike, cake, rope, and tube</i> have a long vowel sound and end with a silent e. Reread a story and look for silent-e words.</p>



## Summer Reading Bingo Challenge



Your growing reader can boost their literacy skills all summer long with these fun activities. Have them go for five in a row, or try to fill the whole board!

<p>Make word cards with pairs of irregular past tense verbs— <i>go/went, feel/felt, stand/stood, leave/left, eat/ate, and draw/drew</i>. Shuffle the cards, and match them as quickly as you can!</p>	<p>Read a new book, and write a review. Describe what you liked and what you didn't like. Share your review with a friend or family member.</p>	<p>Draw a picture of yourself standing next to a book character. Label details in the picture to show how you and the character are the same and how you are different.</p>	<p><i>small • happy • run • yell • easy • strange</i> For each word, write a synonym and an antonym. Then, think of your own set of related words.</p>	<p>Record a video to show how to make a craft, learn a skill, or play a game. Use words like <i>first, next, while, then, before, now, and finally</i> as you explain what to do.</p>
<p>Think about your favorite story. Where do the characters live? Where does the action happen? Draw a map that includes details from the story.</p>	<p><i>Bark, pen, and trunk</i> are multiple meaning words. For each word, draw a picture that shows two different meanings, and write a sentence to describe it.</p>	<p>Find a poem you like. Practice reading it aloud, and give a performance for a friend or family member.</p>	<p>Go on a prefix scavenger hunt. Take a book, and try to find at least one word that begins with each of these prefixes: <i>re-, ex-, de-, dis-, and un-</i>.</p>	<p><i>light • watch • people • own • try • about • only</i> Write each high-frequency word on a note card. See how quickly you can read them all. Then, try to beat your record!</p>
<p><i>delicate • hollow • stiff • sticky • useful • plain</i> These are all describing words. Go on a scavenger hunt for items that fit each description!</p>	<p>In a book you're reading, find five words you don't know. Try to figure out the meaning by looking for clues in the words around it. Then, use a dictionary to check your guesses.</p>	<p>FREE</p>  <p>SPACE</p>	<p>Record yourself reading a short book. Practice first to make your voice sound natural as you read. Share your recording with a younger friend or family member.</p>	<p>Imagine a favorite character is coming to visit for a day. Think of what the character would enjoy, and make a schedule that includes meals and activities.</p>
<p>Go on a suffix scavenger hunt. Take a book, and try to find at least one word that ends with each of these suffixes: <i>-ish, -ly, -ment, -est, and -ful</i>.</p>	<p><i>grow • water • want • full • laugh • done</i> Write each high-frequency word on a note card. See how quickly you can read them all. Then, try to beat your record!</p>	<p>Interview friends and family members about their favorite books. Ask them to tell you what the book is about and what they like about it.</p>	<p>Tell a story by taking photos to show the setting, the characters, and the major events. Share the photos and your story with a friend or family member.</p>	<p>The letter <i>g</i> can make a hard sound (<i>goat</i>) and a soft sound (<i>giant</i>). Take a book, and look for both sounds of <i>g</i>. Make two lists of words.</p>
<p>Research your favorite animal. Draw a picture of the animal and where it lives. Then, list five new facts you learned.</p>	<p>Use the letters in your first and last name to make as many smaller words as you can.</p>	<p>Read an informational book. Tell a friend or family member about it. Explain the main idea, and tell about three important details.</p>	<p>Reread a favorite story aloud. As you read, use a different voice for each character and the narrator (the voice telling the story).</p>	<p>Write to your favorite author. Share what you like about their books. Ask a question or suggest an idea for a new book.</p>



## Summer Reading Bingo Challenge

Your reader can boost their literacy skills all summer long with these fun activities. Have them go for five in a row, or try to fill the whole board!

<p>Research your favorite animal. Draw a picture of the animal and its habitat. Then, list five new facts you learned.</p>	<p>Go on a grammar scavenger hunt. In a book you're reading, find and list ten nouns, ten verbs, and ten adjectives.</p>	<p>Find a poem you like, and practice reading it aloud. Then, create a beat to go with it. (Try tapping a pencil on a table!) Record yourself reading the poem in rhythm to the beat.</p>	<p>Interview friends and family members about their favorite books. Ask them to tell you what each book is about and what they like about it.</p>	<p>Read two books by the same author. Draw a Venn diagram to show what is similar and what is different.</p> 
<p>In a book you're reading, find five words you don't know. Try to figure out the meaning by looking for clues in the words around it. Then, use a dictionary to check your guesses.</p>	<p>Read a biography or an autobiography. List three facts you learned from the book.</p>	<p>Record a video to show how to make a craft, learn a skill, or play a game. Use words like <i>first</i>, <i>next</i>, <i>while</i>, <i>then</i>, <i>before</i>, <i>now</i>, and <i>finally</i> as you explain what to do.</p>	<p>Some prefixes are related to numbers. Write at least one word for each of these prefixes: <i>uni-</i> (one), <i>bi-</i> (two), <i>tri-</i> (three), <i>quad-</i> (four), <i>quint-</i> (five), and <i>centi-</i> (hundred).</p>	<p>Draw a map that shows the setting in a book you're reading. Add details from the book or from your imagination.</p>
<p><i>Complex</i>, <i>challenging</i>, <i>elegant</i>, <i>beneficial</i>, and <i>flexible</i> are all describing words. Go on a scavenger hunt for items or pictures that fit each description!</p>	<p>Record yourself reading a chapter of a book. Practice first to make your voice sound natural as you read. Share your recording with a younger friend or family member.</p>	<p>FREE</p>  <p>SPACE</p>	<p>Read a new book, and write a review. Describe what you liked and what you didn't like. Share your review with a friend or family member.</p>	<p>There are three ways to pronounce the suffix <i>-ed</i>: /ed/ as in <i>rented</i>, /d/ as in <i>sailed</i>, and /t/ as in <i>jumped</i>. In a book you're reading, find five examples of each sound of <i>-ed</i>.</p>
<p>Go on a prefix scavenger hunt. Take a book, and try to find at least one word that begins with each of these prefixes: <i>pro-</i>, <i>multi-</i>, <i>sub-</i>, <i>trans-</i>, and <i>con-</i>.</p>	<p>Tell a story by taking photos to show the setting, the characters, and the major events. Share the photos and your story with a friend or family member.</p>	<p>Read a science fiction or fantasy book. Describe a character who reminds you of someone you know or a scene from the book that reminds you of something in your life.</p>	<p>Find an example of each of these text features: a table of contents, an index, a glossary, a labeled diagram, a captioned photo, a heading, and a subheading.</p>	<p>Read about another part of the world. Create a travel brochure with facts and information, including interesting sights, fun activities, and delicious foods.</p>
<p>Read two informational articles on the same topic. List the important details that are included in both texts.</p>	<p>Draw a picture of yourself standing next to a book character. Label details in the picture to show how you and the character are the same and how you are different.</p>	<p>Write to your favorite author. Share what you like about their books. Ask a question or suggest an idea for a new book.</p>	<p>Use the letters in <i>Summer Reading Bingo</i> to make as many smaller words as you can.</p>	<p>Go on a suffix scavenger hunt. Take a book, and try to find at least one word that ends with each of these suffixes: <i>-able</i>, <i>-tion</i>, <i>-ous</i>, <i>-ture</i>, and <i>-ive</i>.</p>